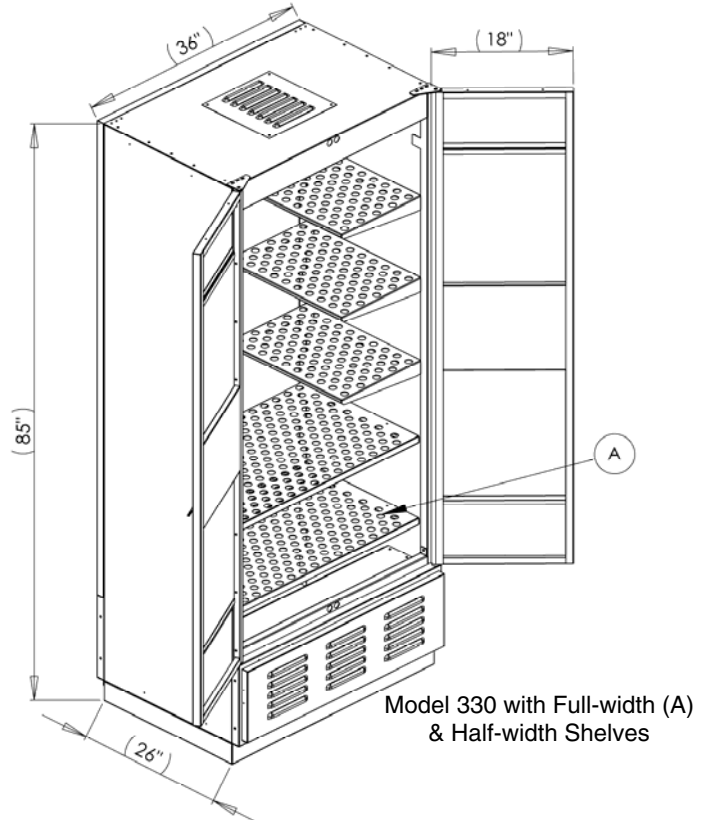
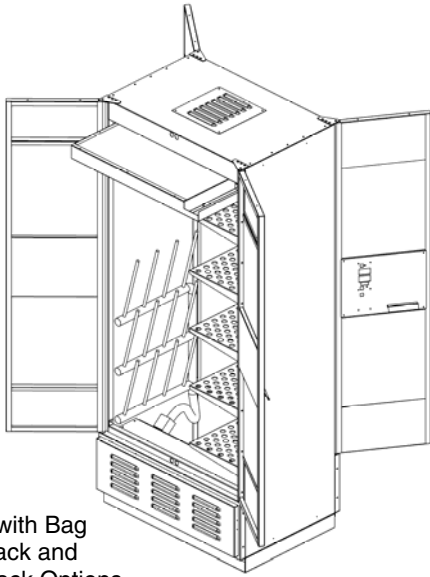


**Series 300 Dryers
Technical Specifications**

PHYSICAL SPECIFICATIONS	
MODEL	
330	DOUBLE FRONT
340	DOUBLE FRONT, DOUBLE BACK




PHYSICAL SPECIFICATIONS	
WIDTH:	36" (91 cm)*
DEPTH:	26" (66 cm)*
HEIGHT:	85" (216 cm)
WEIGHT: Model 340	475 lbs (215 kg)
(with HEPA filter):	488 lbs (221 kg)
VOLUME:	29 ft ³ (0.82 m ³) (Interior)
*Add 2" to noted dimension for power cord clearance	

PERFORMANCE SPECIFICATIONS	
MEAN CABINET TEMP:	135-145° F (57-63° C)
EXHAUST:	6,800 BTU/HR top vent

CONSTRUCTION SPECIFICATIONS	
DOORS:	CLEAR ACRYLIC SINGLE PANE
CABINET:	16 GAUGE STEEL
BASE:	14 GAUGE STAINLESS STEEL
PAINT:	BAKED POWDER COAT
CONTROLS:	MICROPROCESSOR BASED
INSULATION:	1" POLYSTYRENE FOAM

ELECTRICAL SPECIFICATIONS	
VOLTAGE:	120 VOLTS (240 VOLTS available)
CYCLES:	60 HERTZ (All components rated 50/60 HERTZ)
CURRENT:	19 AMPS (20A with HEPA)
CIRCUIT REQUIRED:	120V, 30A DEDICATED CIRCUIT WITH LOCKING RECEPTACLE (NEMA L5-30R)
* EQUIPPED WITH 6' 12/3 SJO CORD AND 30 AMP LOCKING PLUG (NEMA L5-30P)	

#224861 

Premium Medical Device Drying Cabinets